


DPA500F

DP A 500 F -360

① ② ③ ④ ⑤



- ① Series name
- ② Single output
- ③ Output wattage
- ④ Universal input
- ⑤ Output voltage



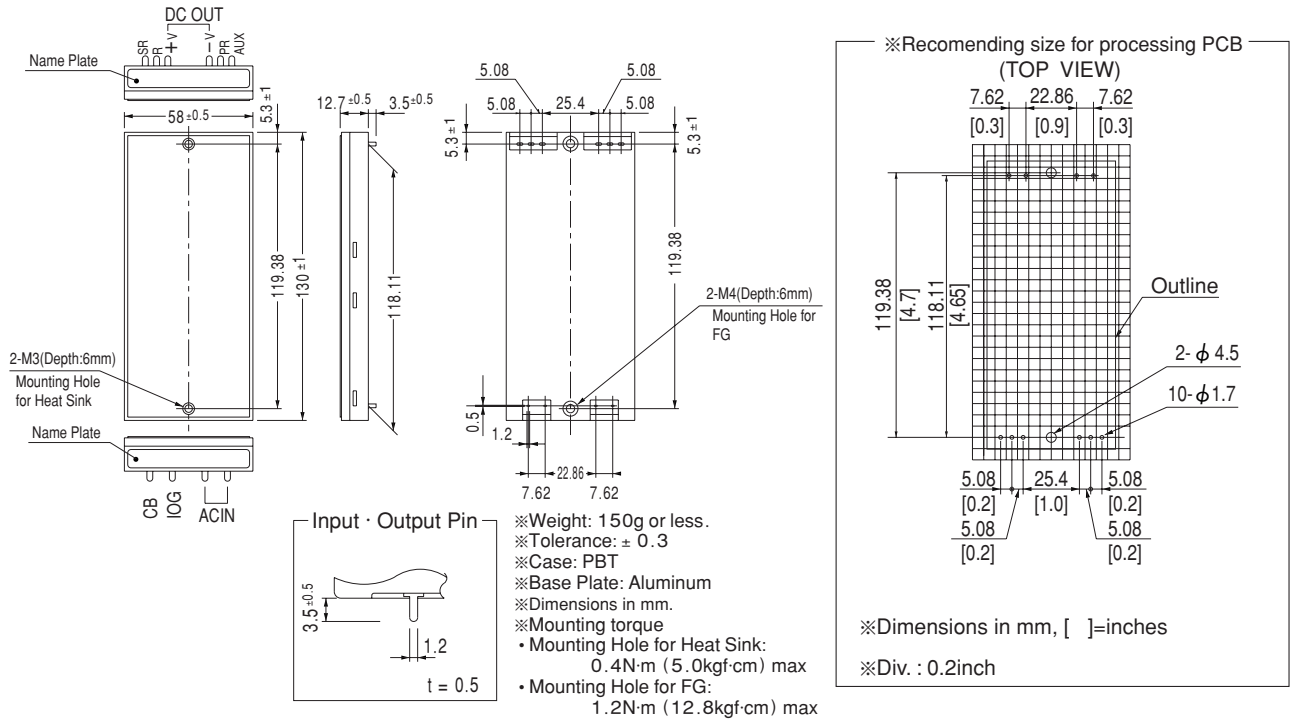
MODEL	DPA500F-360	
AC INPUT[V]	AC85 - 264	AC170 - 264
MAX OUTPUT WATTAGE[W]	500	750
DC OUTPUT VOLTAGE[V]	DC300 - 360	

DPA SPECIFICATIONS

	MODEL	DPA500F-360
INPUT	VOLTAGE[V]	AC100/120 AC200/240
	VOLTAGE RANGE[V]	AC85 - 170 AC170 - 264
	POWER FACTOR CORRECTION RANGE[V]	AC85 - 255
	CURRENT[A]	5.6typ (ACIN 100V) 4.0typ (ACIN 200V)
	FREQUENCY[Hz]	47 - 63
	APPARENT POWER[VA]	560typ (ACIN 100V) 800typ (ACIN 200V)
	INRUSH CURRENT[A]	15typ (ACIN 100V) 30typ (ACIN 200V)
	EFFICIENCY[%]	90typ (ACIN 100V) 95typ (ACIN 200V)
	POWER FACTOR	0.98typ (Complies with IEC61000-3-2)
	LEAKAGE CURRENT[mA]	Less than 0.3
OUTPUT	WATTAGE[W]	500 750
	VOLTAGE[V]	DC300 - 360 (Automatically changes according to input voltage)
PROTECTION CIRCUIT AND OTHERS	OVERVOLTAGE PROTECTION[V]	DC390 - 440
	IOG	Inverter operation monitoring, Open-collector output, Maximum sink current 5mA, Maximum allowance voltage 35V
	PR	Power-ready signal, Open-collector output, Maximum sink current 5mA, Maximum allowance voltage 35V
	AUX	Auxiliary power supply for external signal, Output voltage:10 - 20V maximum, Output current:10mA
	OTHERS	Inrush current protection, Parallel operation possible (Current balancing function), Thermal protection
ISOLATION	INPUT-OUTPUT	Non isolated
	INPUT-FG	AC3,000V 1minute, Cutoff current = 10mA, DC500V 50M Ω min (At Room Temperature)
	OUTPUT-FG	AC3,000V 1minute, Cutoff current = 10mA, DC500V 50M Ω min (At Room Temperature)
ENVIRONMENT	OPERATING TEMP., HUMID. AND ALTITUDE *1	-20 to +85 $^{\circ}$ C (Aluminum base plate), 20 - 95%RH (Non condensing) (Refer to DERATING CURVE), 3,000m (10,000feet) max
	STORAGE TEMP., HUMID. AND ALTITUDE	-40 to +85 $^{\circ}$ C, 20 - 95%RH (Non condensing), 9,000m (30,000feet) max
	VIBRATION	10 - 55Hz, 49.0m/s 2 (5G), 3minutes period, 60minutes each along X, Y and Z axis
	IMPACT	196.1m/s 2 (20G), 11ms, once each X, Y and Z axis
SAFETY	AGENCY APPROVALS	UL60950-1, CSA C22.2 No.60950-1, EN60950-1, EN50178 Complies with DEN-AN and IEC60950-1
OTHERS	CASE SIZE/WEIGHT	58 x 12.7 x 130mm (W x H x D) / 150g max
	COOLING METHOD	Conduction cooling (e.g. heat radiation from the aluminum base plate to the attached heat sink)

*1 Please consult us in regard to use from -40 $^{\circ}$ C.

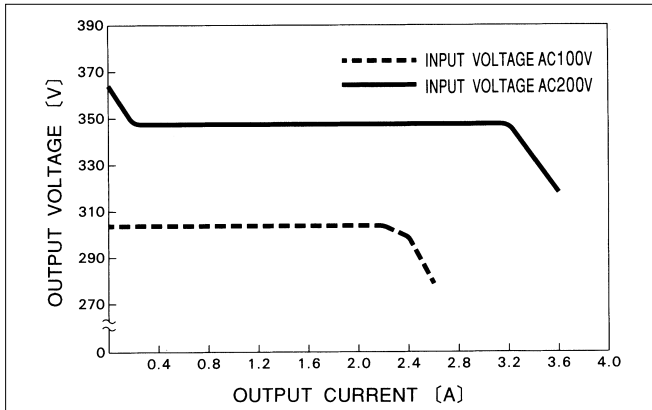
External view



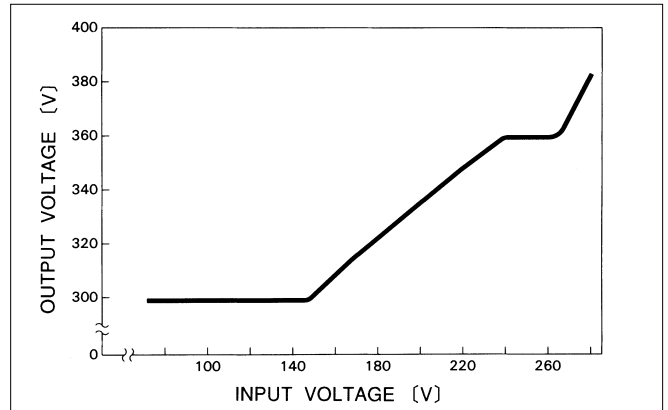
Performance data

DPA

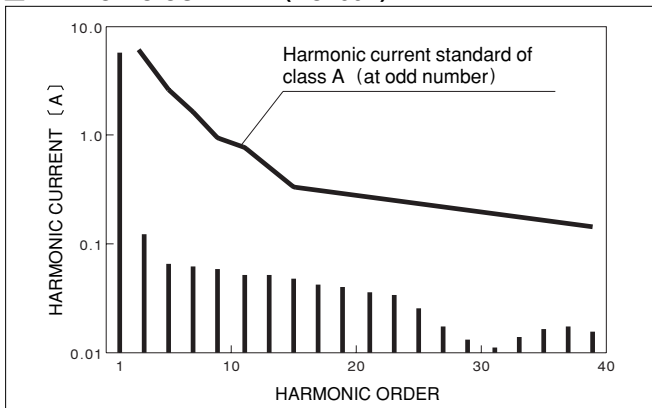
■ STATIC CHARACTERISTICS



■ OUTPUT VOLTAGE FOR INPUT



■ HARMONIC CURRENT (AC100V)



■ HARMONIC CURRENT (AC200V)

