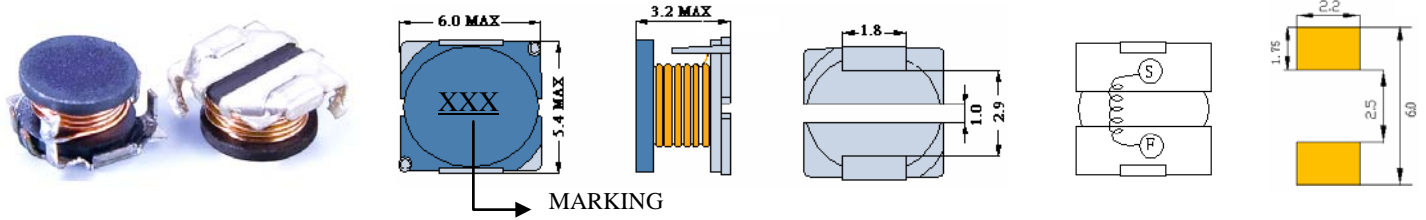


SCH53

SMD POWER INDUCTORS

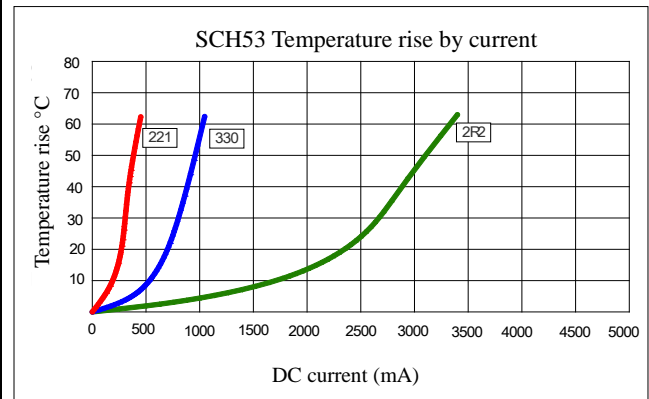
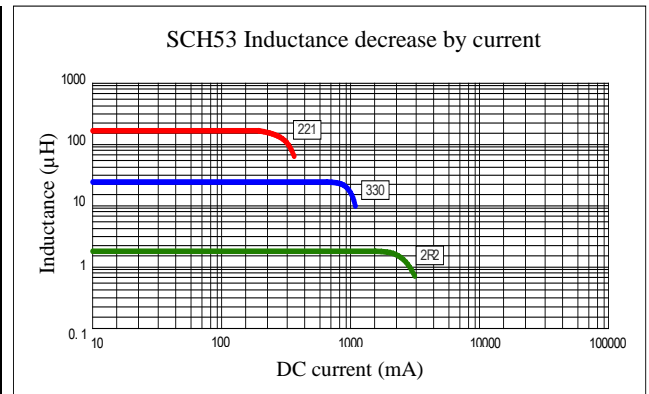


• Features

1. Open frame construction
2. Excellent Power Density
3. Engineered to Provide High Efficiency

ELECTRICAL CHARACTERISTICS

Part Number	Inductance (uH) (1)	Test Frequency	DC Resistance (Ω MAX) (2)	Saturation Current ⁽³⁾ (A)	Temperature Current ⁽⁴⁾ (A)
SCH53-2R2	2.2	7.96KHZ	66m	2.03	2.60
SCH53-3R3	3.3	7.96KHZ	88m	1.88	2.30
SCH53-4R7	4.7	7.96KHZ	96m	1.68	2.00
SCH53-100	10	1KHZ	0.16	1.23	1.50
SCH53-120	12	1KHZ	0.18	1.12	1.35
SCH53-150	15	1KHZ	0.25	1.00	1.20
SCH53-180	18	1KHZ	0.28	0.88	1.10
SCH53-220	22	1KHZ	0.39	0.80	1.05
SCH53-270	27	1KHZ	0.42	0.72	0.90
SCH53-330	33	1KHZ	0.49	0.67	0.80
SCH53-390	39	1KHZ	0.55	0.64	0.76
SCH53-470	47	1KHZ	0.77	0.53	0.70
SCH53-560	56	1KHZ	0.87	0.50	0.58
SCH53-680	68	1KHZ	1.21	0.45	0.50
SCH53-820	82	1KHZ	1.34	0.39	0.47
SCH53-101	100	1KHZ	1.57	0.37	0.43
SCH53-121	120	1KHZ	1.80	0.34	0.42
SCH53-151	150	1KHZ	2.40	0.31	0.39
SCH53-181	180	1KHZ	2.66	0.30	0.33
SCH53-221	220	1KHZ	3.73	0.26	0.30



- (1). Inductance tolerance $\pm 20\%$ tested at 0.25V, 0ADC and 25°C.
- (2). DCR measured at 25°C.
- (3). The DC current at which the inductance decreases by 10% from its initial value.
- (4). The DC current that results in a 40°C temperature rise from 25°C ambient.

[Click here for QUANTITY PER REEL & PACKING INFORMATION](#)

Custom versions available upon request.