P.C.B. HOLE DIM. ACTION PIN			
DRILLED HOLE	:1,15	±0,025	mm
FIN. HOLE	:0,94	to 1,09	mm
AFTER REFLOW	:0,91	to 1,09	mm
Cu–thks	:0,025	to 0,075	mm
SnPb–thks	:0,004	to 0,010	mm

DO NOT SCALE
DIMENSIONS IN mm

METRIC

THIRD ANGLE PROJECTION

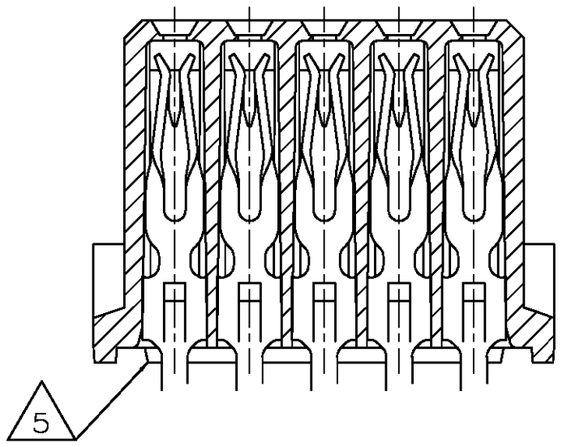

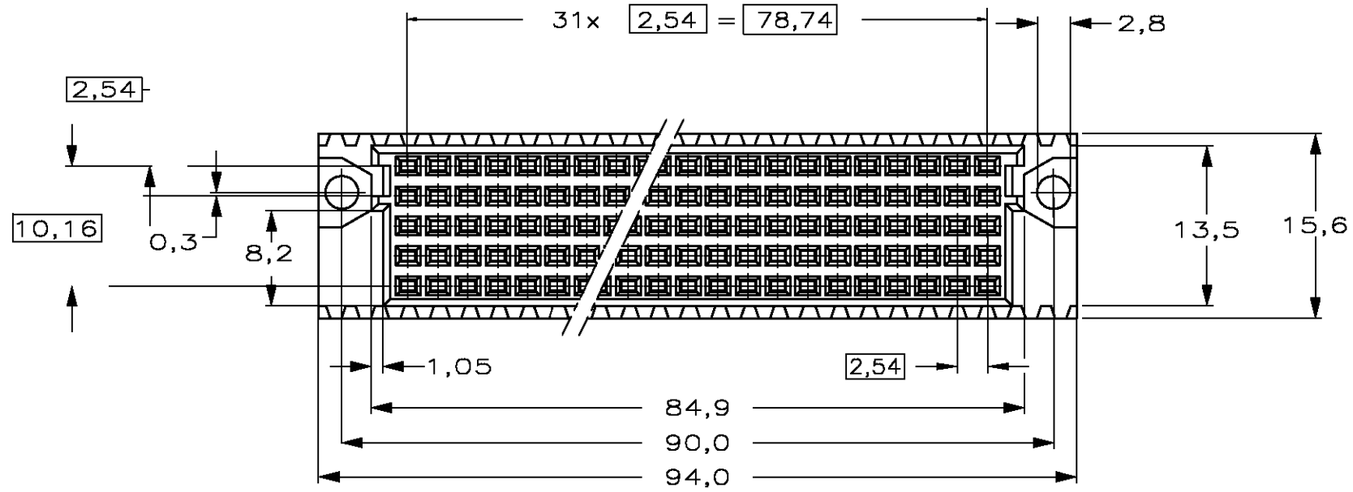

NOTES:

1. MATERIAL CONTACT: PHOSPHORBRONZE.
   MATERIAL HOUSING: GLASSFILLED THERM. POLYESTER.
2. AT CONTACTAREA Au OVER Ni PERFORMANCE LEVEL I ACC. IEC 603–2; REMAINDER SnPb.
3. AT CONTACTAREA Au OVER Ni PERFORMANCE LEVEL II ACC. IEC 603–2; REMAINDER SnPb.
4. CONNECTOR PRINTED WITH PARTNUMBER AND DATECODE ON OUTSIDE OF MATING AREA OF ROW e.
5. STAND–OFF RIBS OPTIONAL.

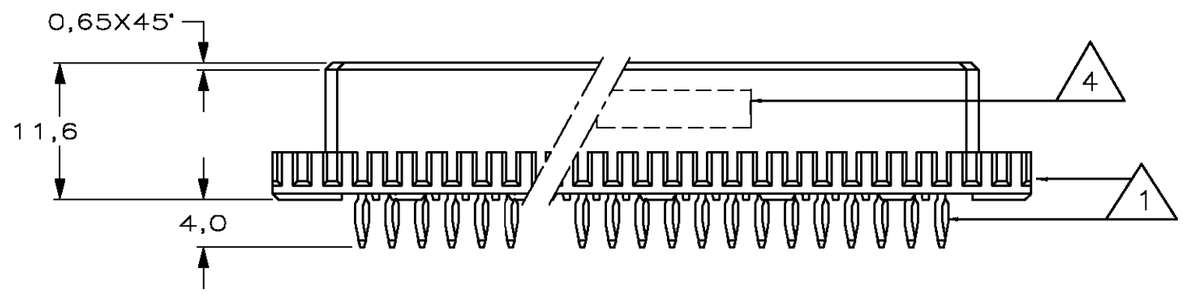

ROW	32	31	30	29	28	27	26	25	24	23	22	21	20	19	18	17	16	15	14	13	12	11	10	9	8	7	6	5	4	3	2	1
e	X	X	X	X	X	X	X	X	X	X	X	X	X	X	X	X	X	X	X	X	X	X	X	X	X	X	X	X	X	X	X	X
d	X	X	X	X	X	X	X	X	X	X	X	X	X	X	X	X	X	X	X	X	X	X	X	X	X	X	X	X	X	X	X	X
c	X	X	X	X	X	X	X	X	X	X	X	X	X	X	X	X	X	X	X	X	X	X	X	X	X	X	X	X	X	X	X	X
b	X	X	X	X	X	X	X	X	X	X	X	X	X	X	X	X	X	X	X	X	X	X	X	X	X	X	X	X	X	X	X	X
a	X	X	X	X	X	X	X	X	X	X	X	X	X	X	X	X	X	X	X	X	X	X	X	X	X	X	X	X	X	X	X	X

AN ASTERISK ,,X'' DENOTES A SIGNAL CONTACT.

	FINISH	MATERIAL	PARTNUMBER
	3	1	216417–4
OBSOLETE	3	1	~~216417–1~~

CUSTOMER DRAWING

FOR REFERENCE ONLY
WILL NOT BE UPDATED

tyco Electronics

Tyco Electronics EC N.V.
Oostkamp – Belgium

THIS DRAWING IS UNPUBLISHED ~~RELEASED FOR PUBLICATION~~ ,19

© COPYRIGHT 19 BY Tyco Electronics EC N.V.
ALL INTERNATIONAL RIGHTS RESERVED.
AMP PRODUCTS MAY BE COVERED BY U.S. AND FOREIGN PATENTS AND/OR PATENTS PENDING.

DR.	DATE	WIRE RANGE	NAME	REV.DATE D M Y
Colpaert B.	05–04–'02	–	5x32 POS FEMALE B.T.B. CONN. ASS'Y ACC. DIN 41612 WITH ACTION–PIN FOR 1,6mm. P.C.BOARD THK'S	05 04 02
CHK. Colpaert B.	DATE 05–04–'02	INSUL.RANGE –		
APP. Colpaert B.	DATE 05–04–'02	SIZE A3 / SHEET 1 OF 1	DWG. No. C–216417	REV.LTR. E

F E D C B A

8 7 6 5 4 3 2 1