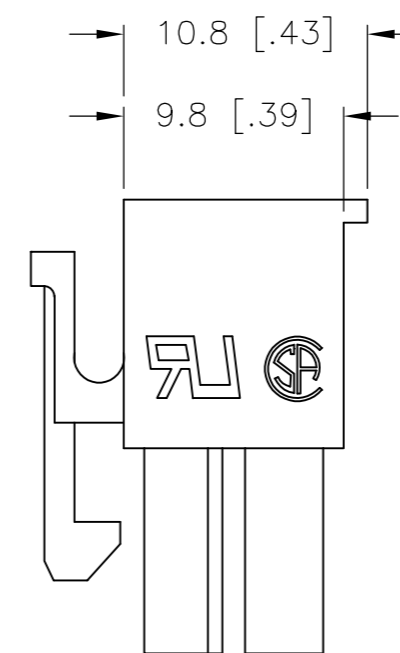
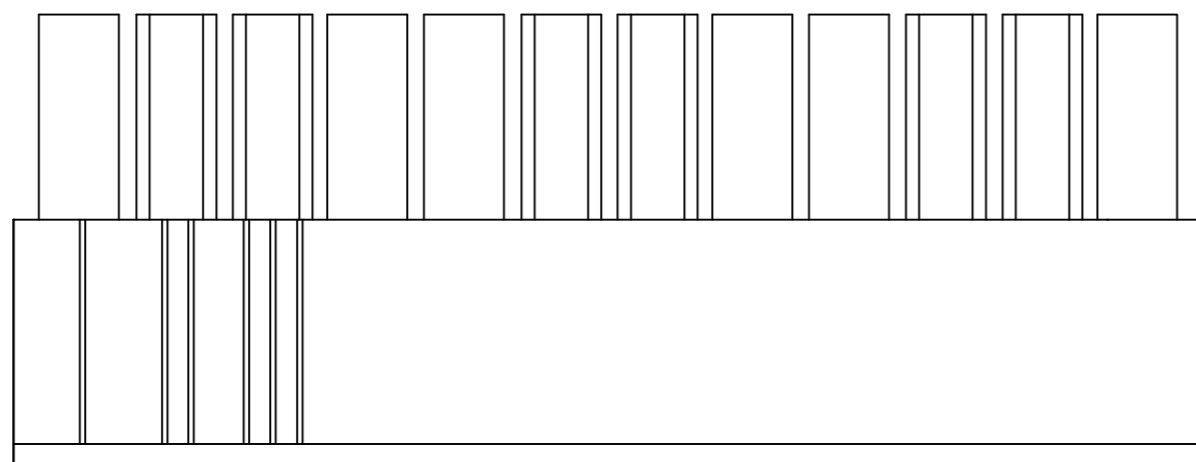
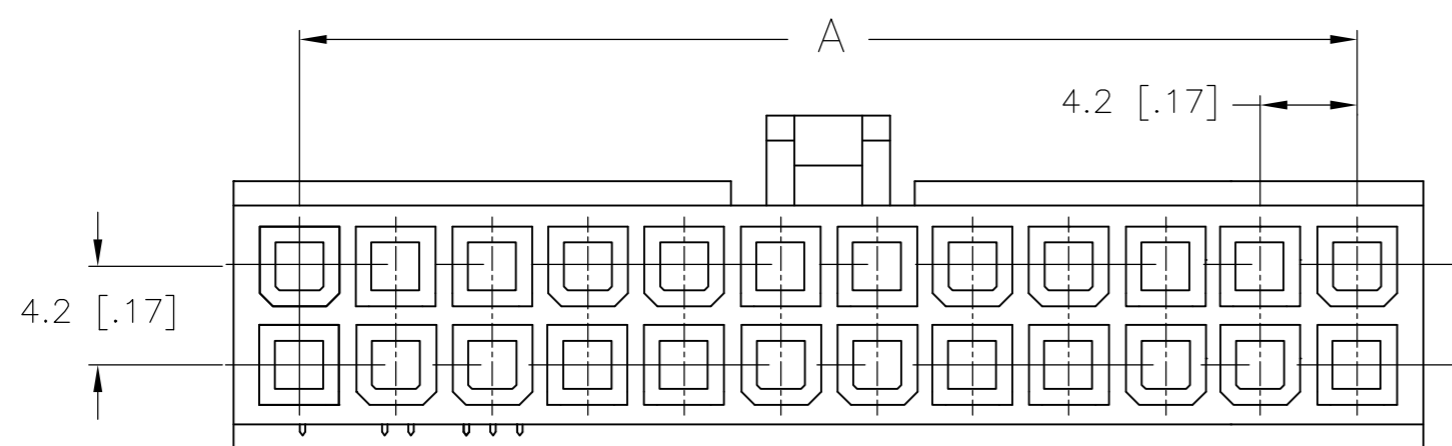
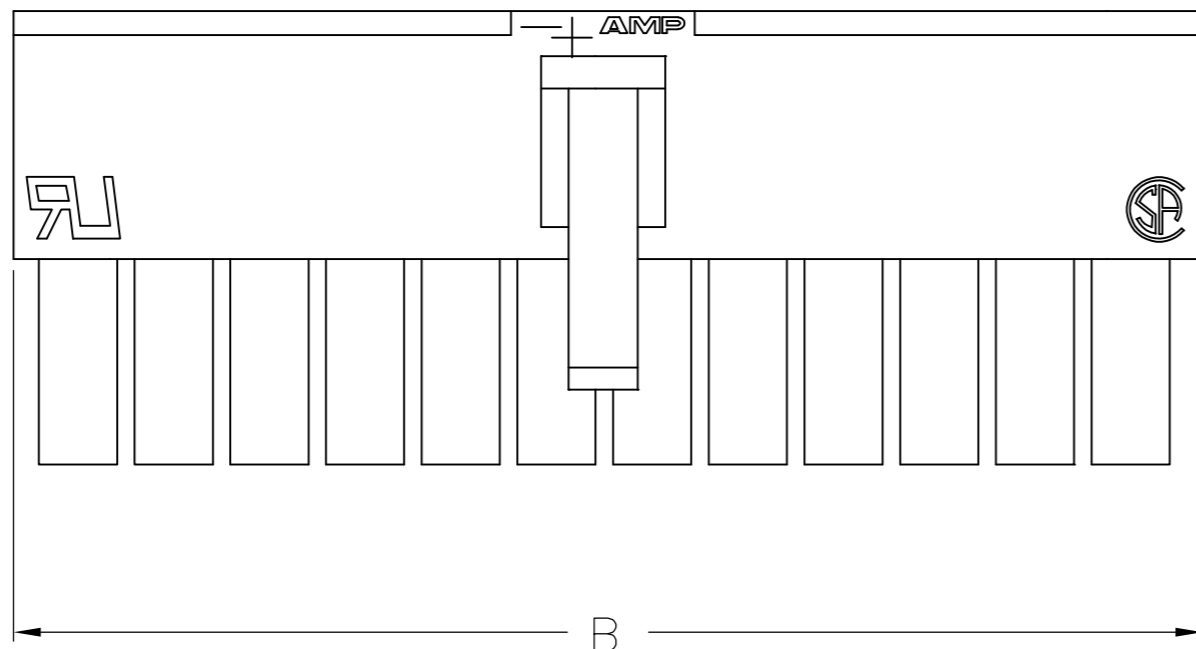
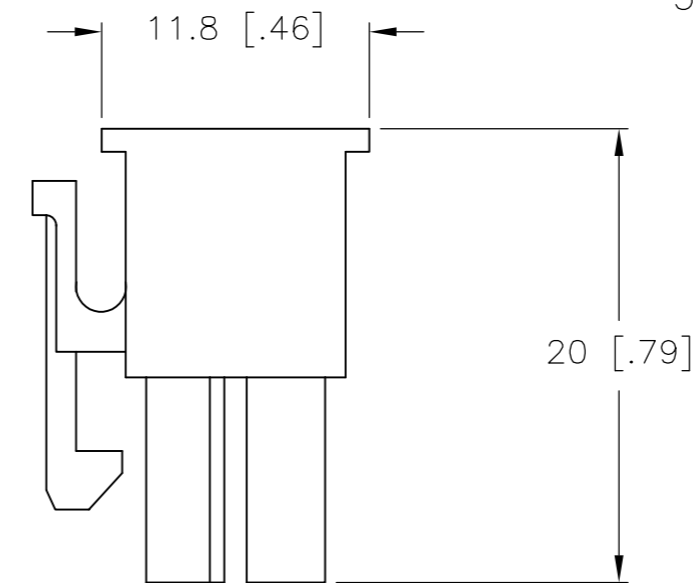
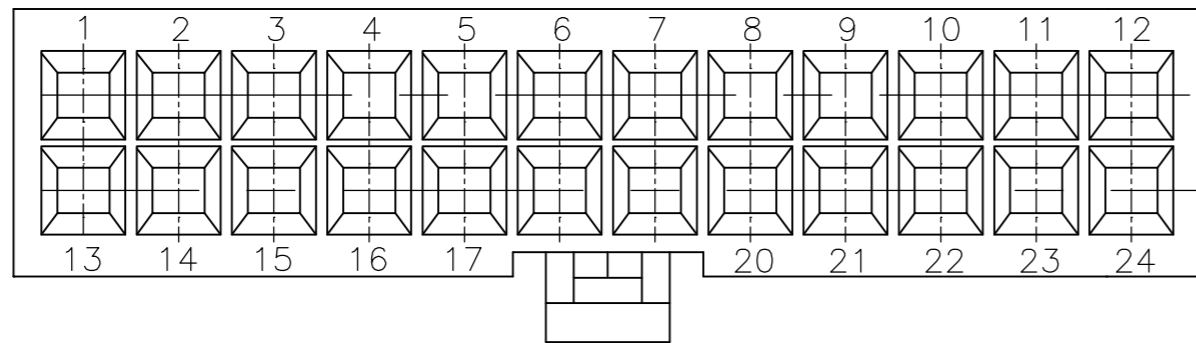


THIS DRAWING IS UNPUBLISHED. RELEASED FOR PUBLICATION  
 © COPYRIGHT - By - ALL RIGHTS RESERVED.

LOC		DIST		REVISIONS			
P	LTR	DESCRIPTION		DATE	DWN	APVD	
CM	00	D		REVISED PER ECO-12-014543	07NOV12	KH SM	

- 1 MATERIAL: POLYAMIDE, UL94V-2, WHITE.
- 2 FLAMMABILITY V2 FOR THICKNESS 0.38mm, 1.5mm, and 3.0mm PER IEC 60695-11-10.
- 3 GLOW-WIRE FLAMMABILITY (GWFI) 800°C FOR THICKNESS 0.38mm AND 0.75mm PER IEC 60695-2-12.
- 4 GLOW-WIRE FLAMMABILITY (GWFI) 960°C FOR THICKNESS 1.5mm AND 3.0mm PER IEC 60695-2-12.
- 5 GLOW-WIRE IGNITION (GWIT) 825°C FOR THICKNESS 0.38mm, 0.75mm, 1.5mm AND 3.0mm PER IEC 60695-2-13.



ONLY FOR 1586765-2

51.6	46.2	24	2-1586765-4
47.4	42.0	22	2-1586765-2
43.2	37.8	20	2-1586765-0
39.0	33.6	18	1-1586765-8
34.8	29.4	16	1-1586765-6
30.6	25.2	14	1-1586765-4
26.4	21.0	12	1-1586765-2
22.2	16.8	10	1-1586765-0
18.0	12.6	8	1586765-8
13.8	8.4	6	1586765-6
9.6	4.2	4	1586765-4
5.4	-	2	1586765-2
DIM B	DIM A	POS.	PART NUMBER

THIS DRAWING IS A CONTROLLED DOCUMENT.		DWN K. WHITAKER 08MAY2007	<b>TE</b> TE Connectivity	
DIMENSIONS: mm [INCHES]		CHK C. CASH 08MAY2007		
TOLERANCES UNLESS OTHERWISE SPECIFIED:		APVD C. CASH 08MAY2007	NAME	
0 PLC ±		PRODUCT SPEC	RECEPTACLE HOUSING, 4.2 MM P.E. SERIES	
1 PLC ± 0.4[.02]		APPLICATION SPEC	SIZE A2	CAGE CODE 00779
2 PLC ± 0.25[.010]		WEIGHT	DRAWING NO C=1586765	RESTRICTED TO -
3 PLC ± 0.150[.0059]		CUSTOMER DRAWING	SCALE 3:1	SHEET 1 of 1
4 PLC ±			REV D	
ANGLES ±				
FINISH				